

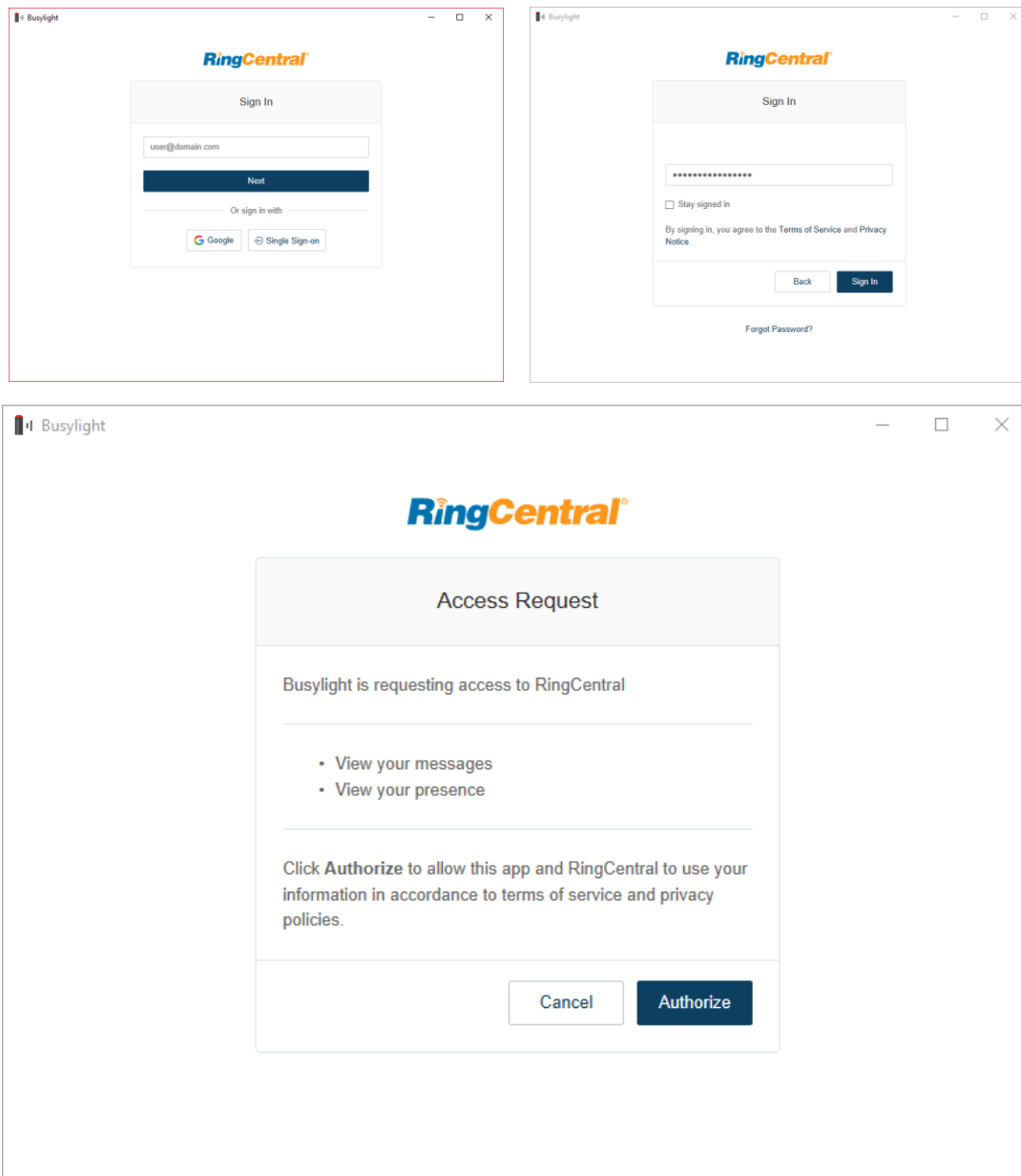
kuando Busylight for RingCentral

Version: 1.0.0

Content

| | |
|--|---|
| How to login to Busylight for RingCentral..... | 2 |
| How to access the Busylight menu..... | 3 |
| How to change the Busylight ringtone and volume | 3 |
| How to change the Busylight color options and brightness | 4 |
| How to reset the Busylight unit..... | 4 |
| How to see which version of the Busylight software you're running..... | 5 |

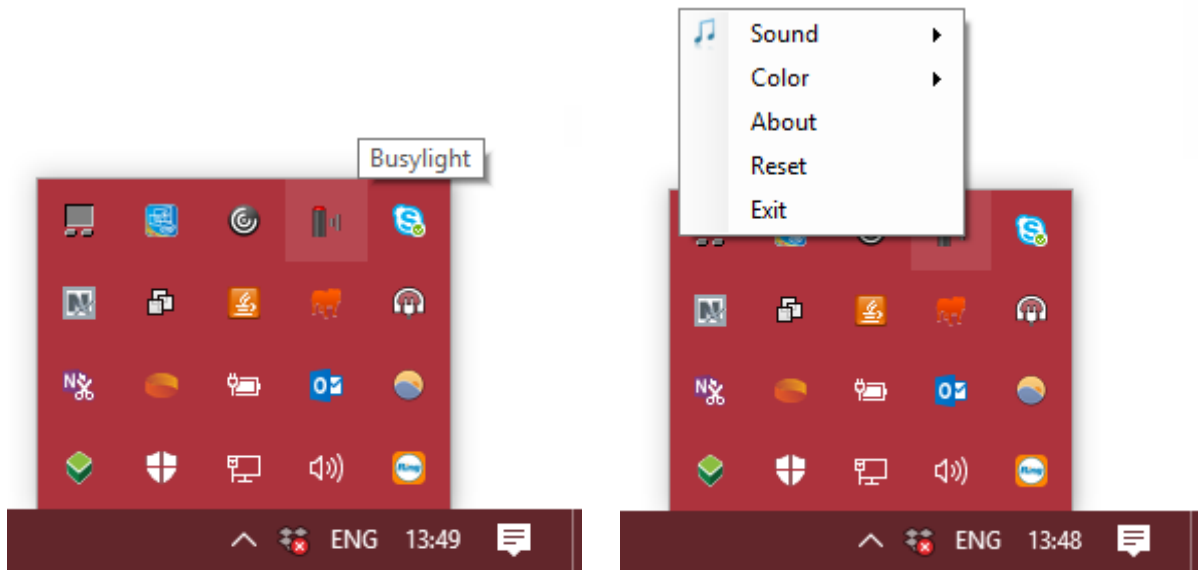
How to login to Busylight for RingCentral



To log into Busylight for RingCentral, use the same login information and method as when logging in to RingCentral. In order not to have to login the next time you use Busylight for RingCentral, check the box marked **Stay signed in**.

To function properly, Busylight for RingCentral needs permission to view your messages and presence states. Press **Authorize** to grant this permission.

How to access the Busylight menu



To access the Busylight for RingCentral menu, find the Busylight icon in your notification area and **right-click it**.

How to change the Busylight ringtone and volume

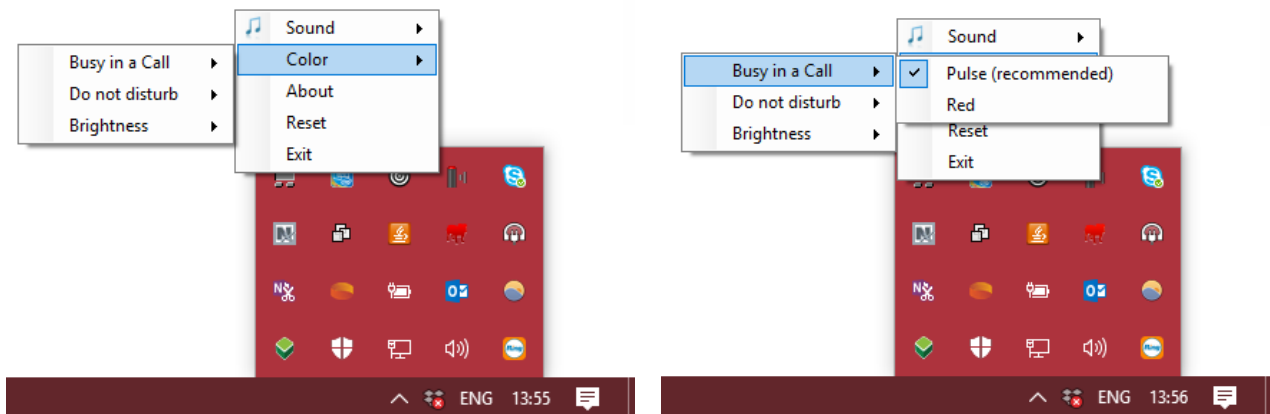


To change the ringtone or volume of the Busylight, open the Busylight menu and press **Sound**.

To change the Busylight ringtone, press **Ringtones** and choose your preferred sound from the list.

To change the Busylight volume, press **Volume** and choose your preferred volume from the list.

How to change the Busylight color options and brightness



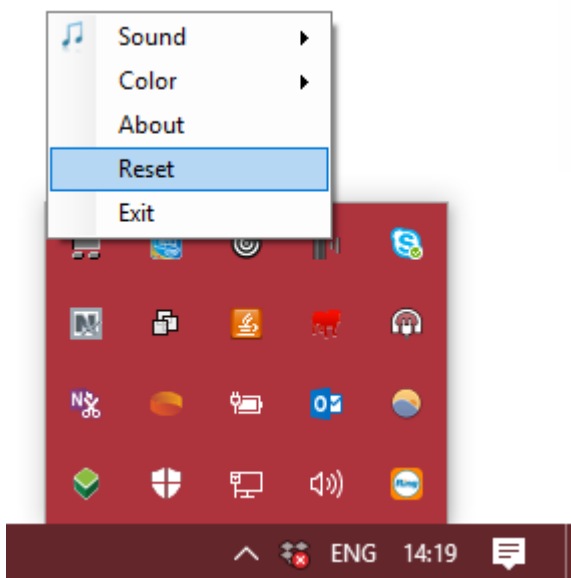
To change the Busylight brightness, or whether the Busylight flashes or not for different presence states, open the Busylight menu and press **Color**.

To change whether the presence state “Busy in a call” should cause the Busylight to flash, press **Busy in a call** and choose the action you prefer.

To change whether the presence state “Do not disturb” should cause the Busylight to flash, press **Do not disturb** and choose the action you prefer.

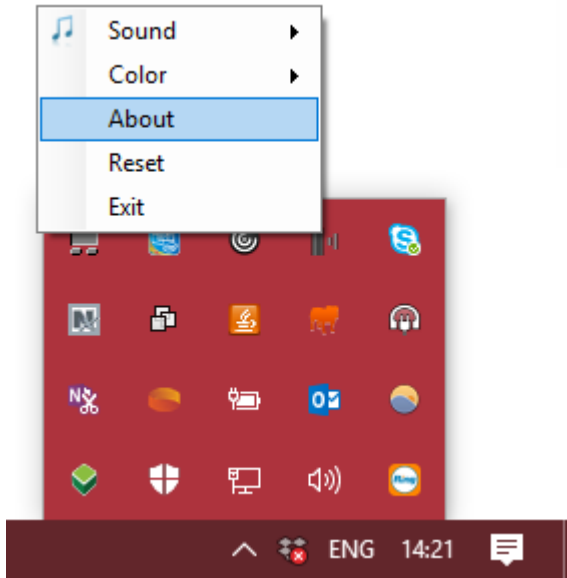
To change the brightness of the Busylight, press **Brightness** and choose the brightness you prefer.

How to reset the Busylight unit



To reset the Busylight unit, open the Busylight menu and press **Reset**.

How to see which version of the Busylight software you're running



To see which version of the Busylight for RingCentral you're running, open the Busylight menu and press **About**.

